

ACMEDA AWNINGS


//SHAN SYSTEM

Acmeda's top of the range awning, Shan, offers state-of-the-art performance, built on ultimate design and functional qualities. A standout shading product featuring a contemporary enclosed square box offering an impressive 4m arm projection.

FEATURES

- / Motorised system
- / Tested to withstand winds up to 50km/h.
- / Can achieve up to 10m widths & 4m projection.
- / Die cast aluminium brackets and supports.
- / Stainless Steel fixings.
- / Easy to maintain without uninstalling.
- / Additional gasket providing water damage prevention.
- / Enclosed square cassette, protecting blind when not in use.
- / Enhanced cassette aesthetics for optimal outdoor appearance.
- / Offering up to 40 degree inclination.
- / Patented design.

COLOUR RANGE



Independently tested and approved by



2010 red dot design award winner



reddot design award




ACMEDA
PRECISION IN MOTION

//UNIQUE ARM SYSTEM

The class performing DAT (Dynamic Arm Torsion) system design ensures optimum chain & fabric damage prevention. The awning arms open and close without touching fabric during operation. The DAT System features only stainless steel screws, bolts and pins and is the most advanced choice for your awnings.

FEATURES

- / Strong and secure eight link stainless steel chain.
- / Outstanding mechanical performance.
- / Fabric damage prevention.
- / Teflon coated for marine grade protection.
- / Arms can be adjusted to tilt in single degree increments.



SHAN

open



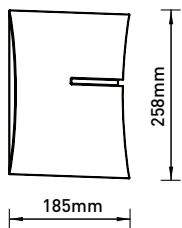
SHAN

closed

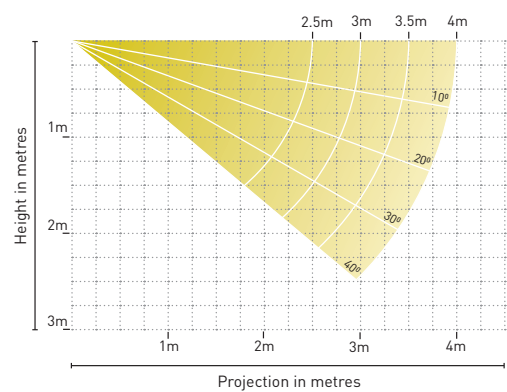


FIXING DIMENSIONS

WALL/TOP FIX with folded arms



ARM PROJECTION



MAX AWNING DIMENSIONS

Max width: 10m
Max projection: 4m

YOUR ACMEDA AWNINGS SUPPLIER: